



District Report Card: 2017


State: Chhattisgarh	District: Raigarh (chhattisgarh)
Class: 5	Subject: Language
Schools: 57	Students: 816


Participation/Coverage


Students

<div>GENDER</div> <div></div>	Boys		Girls	
	Number	%	Number	%
	384	47.06	432	52.94

<div>AREA</div> <div></div>	Rural		Urban	
	Number	%	Number	%
	692	84.80	124	15.20

<div>CATEGORY</div> <div></div>	SC		ST		OBC		GEN	
	Number	%	Number	%	Number	%	Number	%
	152	18.63	366	44.85	288	35.29	10	1.23

<div>CWSN</div> <div></div>	LD	VI	HI	S&LD	ID	Oth
	0	2	0	2	4	1

<div>Management</div> <div></div>	Government		Government-aided	
	Number	%	Number	%
	782	95.83	34	4.17

Average Performance of Students in Language (%)

Overall	Gender		Area		Management		Social Group			
	Male	Female	Rural	Urban	Govt.	Aided	SC	ST	OBC	GEN
55.42	54.10	56.59	56.96	46.83	55.06	63.53	51.27	57.10	55.49	54.67

Performance on Learning Outcomes (LOs)

Learning Outcomes	Description	Average Performance(%)
L504	Reads and comprehends independently storybooks, news items/ headlines, advertisements etc.	54.22
L508	Reads text with comprehension, locates details and sequence of events	56.02

Range of Performance of Students who Answered Correctly							
Below 30%		30% - 50%		50% - 75%		Above 75%	
Number	%	Number	%	Number	%	Number	%
116	14.22	212	25.98	321	39.34	167	20.47

Lowest Performing Learning Outcomes (LOs)

- 1 - Reads and comprehends independently storybooks, news items/ headlines, advertisements etc. (54.22)
- 2 - Reads text with comprehension, locates details and sequence of events (56.02)